

# NSW Resources Quarterly Performance Report

Quarter 4 2024

*January 2025*

**Published by the Department of Primary Industries and Regional Development**

Title: NSW Resources Quarterly Performance Report

Subtitle: Quarter 4 2024

First published: January 2025

Department reference number: RDOC25/2387

© State of New South Wales through the Department of Primary Industries and Regional Development 2025. You may copy, distribute, display, download and otherwise freely deal with this publication for any purpose, provided that you attribute the Department of Primary Industries and Regional Development as the owner. However, you must obtain permission if you wish to charge others for access to the publication (other than at cost); include the publication in advertising or a product for sale; modify the publication; or republish the publication on a website. You may freely link to the publication on a departmental website.

Disclaimer: The information contained in this publication is based on knowledge and understanding at the time of writing (January 2025) and may not be accurate, current or complete. The State of New South Wales (including Department of Primary Industries and Regional Development), the author and the publisher take no responsibility, and will accept no liability, for the accuracy, currency, reliability or correctness of any information included in the document (including material provided by third parties). Readers should make their own inquiries and rely on their own advice when making decisions related to material contained in this publication.

# Table of Contents

Executive summary .....	4
Quarterly wrap-up.....	4
Overview.....	4
Processing timeframes.....	4
Quarter 4 2024 .....	5
Performance overview.....	5
Titles Assessments.....	5
Historic performance trend.....	5
Average processing time by stage.....	7
Mineral exploration licences.....	7
Coal exploration licences.....	7
Mineral mining leases.....	7
Coal mining leases.....	8
Average end-to-end processing time by resource.....	8
Exploration licences.....	8
Mining leases.....	8
Current pending applications .....	9
Stop-the-clock status .....	9
Assessable Prospecting Operations .....	10
Security deposit determinations.....	11

# Executive summary

---

## Quarterly wrap-up

In Quarter 4 2024, NSW Resources completed 92% of its measured actions against title assessments within target timeframes (a total of 92 measured title actions completed in target timeframes). In this same period, a further aged dealing was completed with a total of 94% of aged dealings completed.

Remaining ageing dealings are predominantly matters awaiting finalisation actions by applicants (such as obtaining development consent or furnishing final surveys). NSW Resources continues to work with applicants and other relevant stakeholders to finalise these applications.

This report also includes information regarding performance against applications for assessable prospecting operations activity approvals and assessments of security deposit amounts against titles. NSW Resources will continue to refine the representation of performance data against assessments and determination made against the Mining Act in future reports.

---

## Overview

This report provides a summary of the performance for title assessments, application processing, activity approvals and security deposit assessments within the department for quarter 4 2024 (1 October 2024 to 31 December 2024).

NSW Resources' performance is reported against the Service Delivery Standards ('target dates'), which define target times for the processing of applications under the *Mining Act 1992*. Service Delivery Standards and target dates for applications for grant, renewal and transfer are published at: [resources.nsw.gov.au/mining-and-exploration/service-delivery-standards](https://resources.nsw.gov.au/mining-and-exploration/service-delivery-standards)

Service Delivery Standards and target dates for applications for assessable prospecting operations are published at: [resources.nsw.gov.au/sites/default/files/2023-04/exploration-guideline-application-and-assessment-process-for-exploration-activities.pdf](https://resources.nsw.gov.au/sites/default/files/2023-04/exploration-guideline-application-and-assessment-process-for-exploration-activities.pdf)

---

## Processing timeframes

The processing timeframe for title applications, renewals, transfers and part transfers, and assessable prospecting operations commences when a complete application, including payment of relevant application fees and all required supporting information, is received by NSW Resources. If an application is incomplete, the applicant is notified and requested to submit all required supporting information within a specified timeframe. The processing timeframe ends when the applicant is notified of the final decision for the application.

The processing timeframe for a review of security deposit commences when a completed application is submitted that triggers a security deposit review (assessable prospecting operations, forward rehabilitation program etc). The processing timeframe ends when the applicant is notified of the determination of the required security deposit.

---

Exception management (stop-the-clock) principles apply when circumstances beyond the control of NSW Resources prevent the valid assessment of an application. The exception management principles can be found at the link above.

## Quarter 4 2024

### Performance overview

#### Titles Assessments

During this quarter:

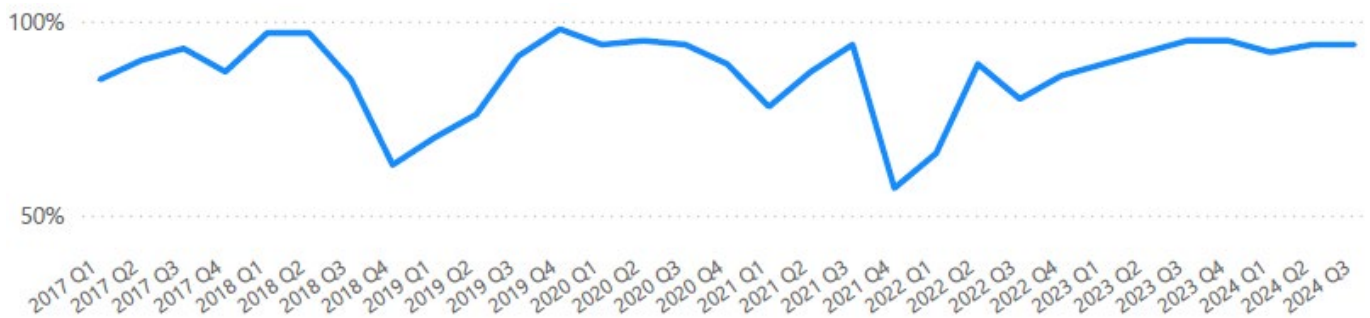
- 33 exploration licences were granted
- 57 exploration licences were renewed
- 2 mining leases were granted
- 3 mining leases were renewed
- 4 transfers were registered, and one part transfer.

Of these, 92% met the target timeframe.

### Historic performance trend

Figure 1 below shows the historic trend in the reported service delivery standard performance each quarter. Quarter 4 2021 saw the implementation of new SDS. These SDS now report on end-to-end performance, rather than to proposed decisions, as well as the inclusion of transfer and part transfer applications in the performance report.

Figure 1: Historic trend of service delivery standard performance (for all application types measured)



### Itemised service delivery performance

The following table (Table 1) details the performance of decisions as measured against the target dates for the quarter. The target date represents an end-to-end application process (application to final decision) that incorporates the title instrument being issued as the final step. Table 1 below shows how many applications for grant, renewal, transfer and part transfer were completed within the target date within this quarter, by resource (mineral or coal), and by application type.

Table 1 - Service performance for the quarter

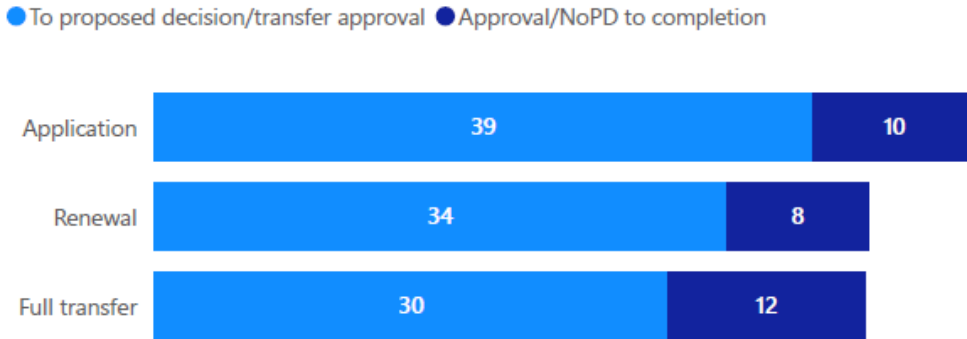
Application type	Total matters	Met target date	Missed target date	Service Performance %
<b>Mineral</b>				
Exploration licence applications	33	30	3	91%
Exploration licence renewals	54	50	4	93%
Assessment lease applications	0	0	0	N/A
Assessment lease renewals	0	0	0	N/A
Mining lease applications	2	2	0	100%
Mining lease renewals	2	1	1	50%
<b>Coal</b>				
Exploration licence applications	0	0	0	N/A
Exploration licence renewals	3	3	0	100.00%
Assessment lease applications	0	0	0	N/A
Assessment lease renewals	0	0	0	N/A
Mining lease applications	0	0	0	N/A
Mining lease renewals	1	1	0	100.00%
<b>Other</b>				
Transfers	4	4	0	100%
Part transfers	1	1	0	100%
<b>Total</b>	<b>100</b>	<b>92</b>	<b>8</b>	<b>92%</b>

# Average processing time by stage

Figures 2, 3 and 4 below display the average number of days taken to process the applications determined in the quarter, broken down by application category and application stage (from submission to notice of proposed decision, customer acceptance to final notice etc).

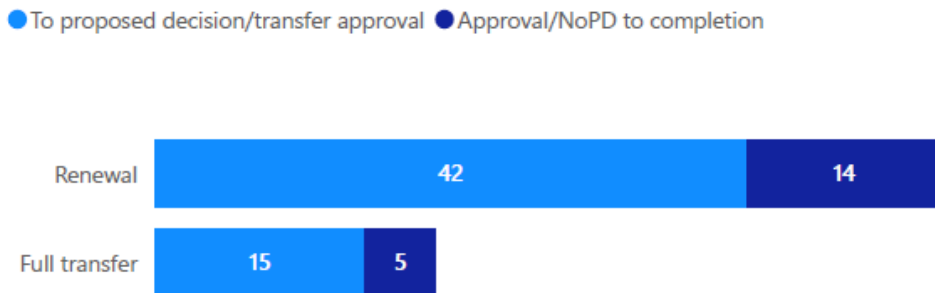
## Mineral exploration licences

Figure 2: Average processing days for mineral exploration titles by application stage



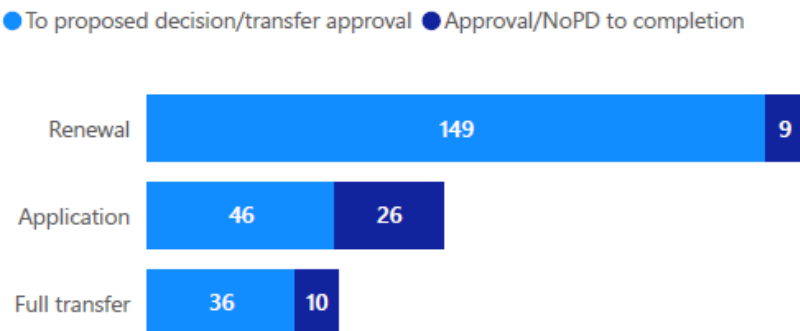
## Coal exploration licences

Figure 3: Average processing days for coal exploration titles by application stage



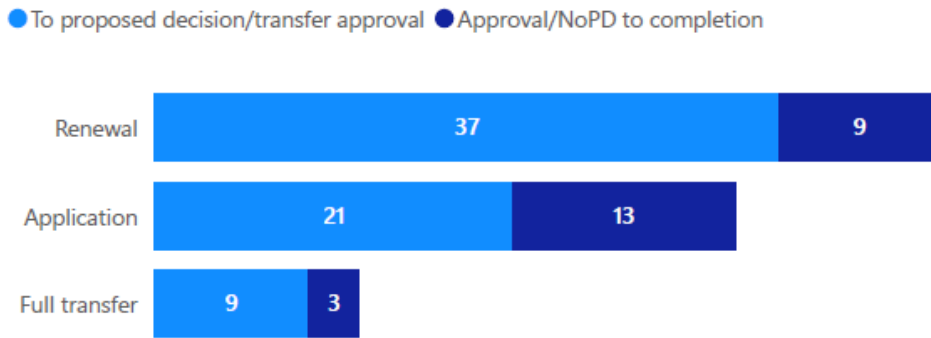
## Mineral mining leases

Figure 4: Average processing days for mineral mining titles by application stage



## Coal mining leases

Figure 5: Average processing days for coal mining titles by application stage

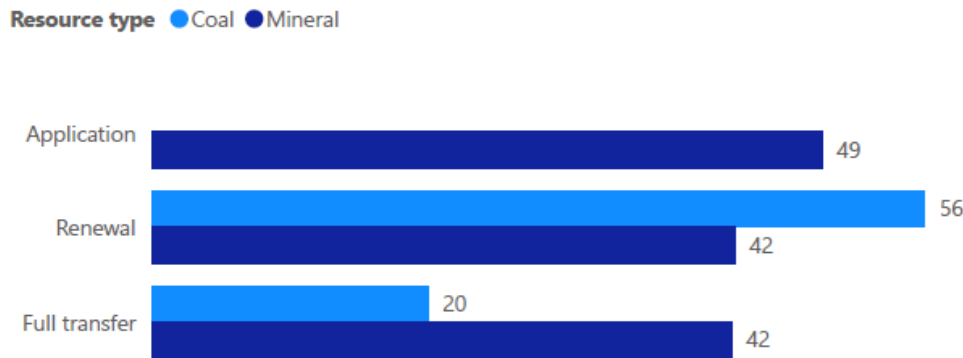


## Average end-to-end processing time by resource

Figures 6 and 7 below display the average number of days taken processing the applications determined in the quarter, broken down by application category and resource type (coal, mineral and petroleum).

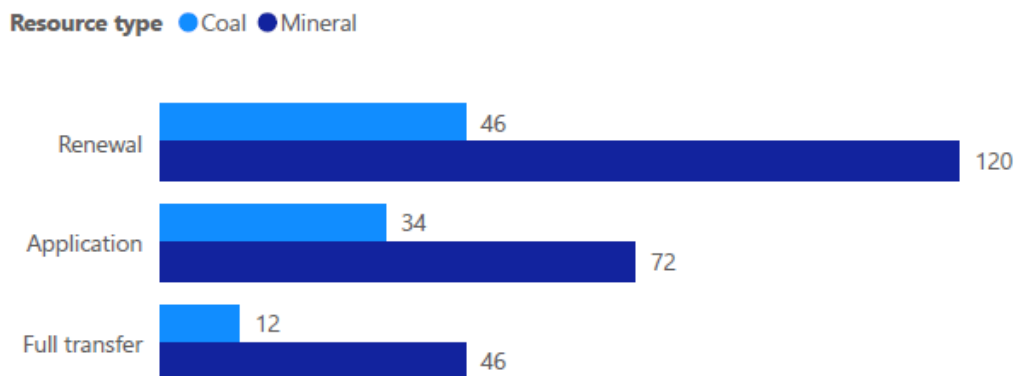
## Exploration licences

Figure 6: Average processing days for exploration titles by resource type



## Mining leases

Figure 7: Average processing days for mining titles by resource type





# Current pending applications

Figures 8 and 9 below detail the number of pending applications for grant, renewal, transfer and part transfer under assessment with NSW Resources at the end of the quarter. Figure 8 itemises the applications by type and resource, and figure 9 details when these applications were received. Please note that these pending applications do not include applications that form part of the ageing dealings project (applications received before 1 January 2020).

Figure 8: Current pending applications by type and resource

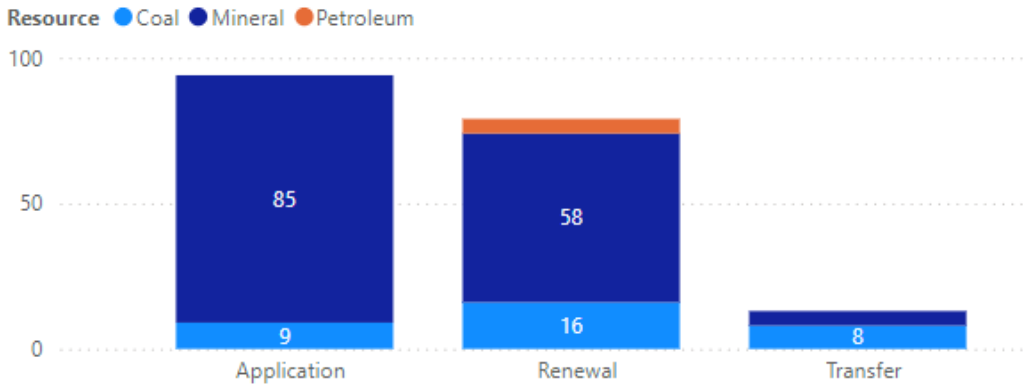


Figure 9: Remaining pending applications by received date



# Stop-the-clock status

Figure 10 below details the number of applications that currently have their processing clock stopped and identifies the reason for the stoppage.

Figure 10 - Current clock stoppages by category and application type

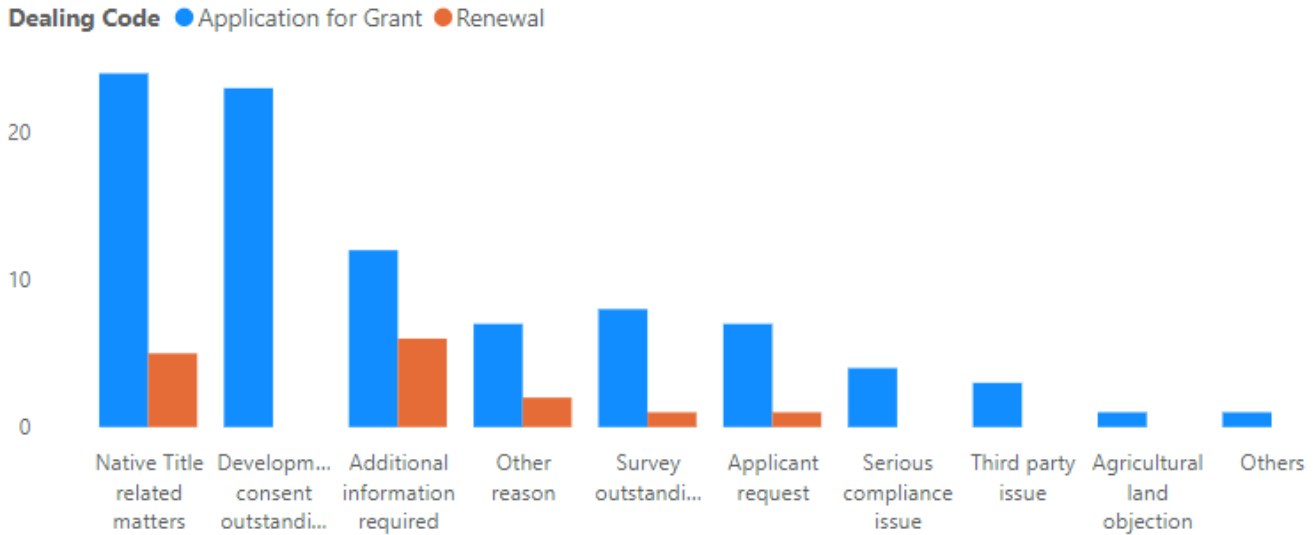
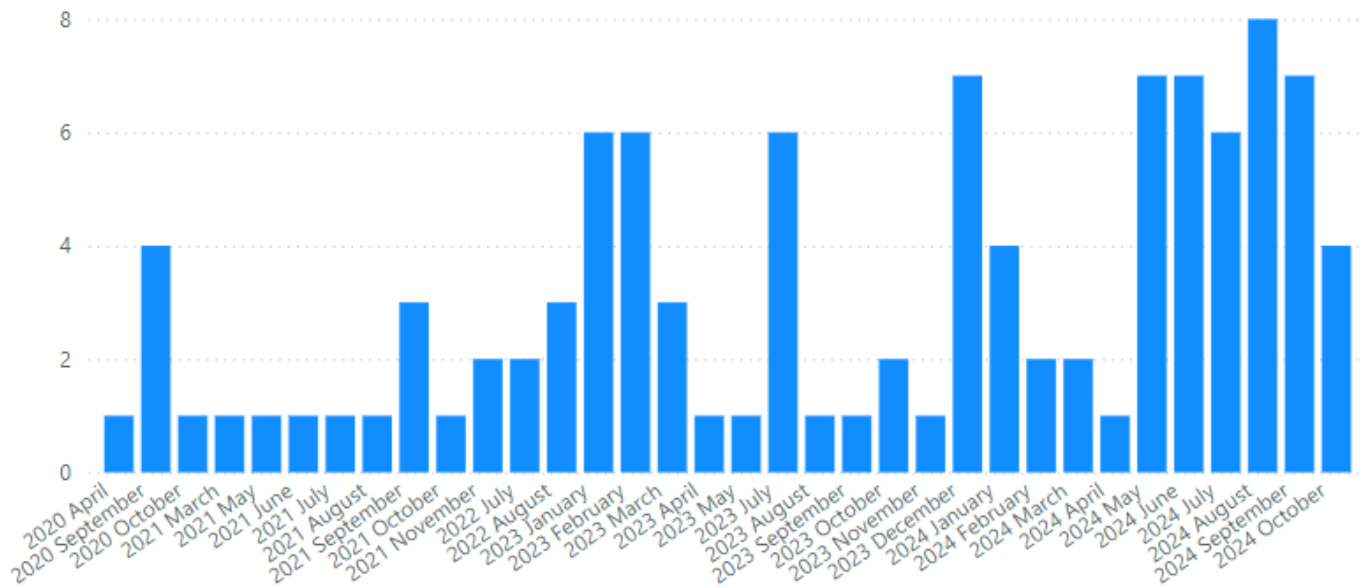


Figure 11 - Current clock stoppages by stoppage date



## Assessable Prospecting Operations

In Quarter 4 2024

- 64 applications for activity approvals for assessable prospecting operations were determined, of which 37 were non-complying exploration activities (NCEAs)<sup>1</sup> and 27 complying exploration activities (CEAs).
- 95% (61) were determined within target timeframes of 10 business days for (CEAs), and 30 business days for NCEAs.

<sup>1</sup> APO performance against 10 / 30 business days for CEA / NCEA will only represent determinations against applications made after 1 April 2024.

Determination timeframes are exclusive of application ‘stop-the-clock’ principles including recommencement following amendments made by applicants and responses to requests for further information.

## Security deposit determinations

In Quarter 4 2024

- 115<sup>2</sup> assessments of security deposit amounts were made against section 261BC of the Act (and 2 assessments made against a petroleum prospecting title under the *Petroleum (Onshore) Act 1991*).
- Of the 115 assessments determined under the Act, 55 were against prospecting titles (exploration licences and assessment leases) with 60 assessments made against mining leases.
- 89% were determined within 30 business days where associated rehabilitation cost estimate information was submitted by the relevant titleholder after 1 July 2024<sup>3</sup>.

<sup>2</sup> Includes all assessments where outcome was approved or refused.

<sup>3</sup> Future reporting of performance against 30 business day targets in quarterly SDS reports will only represent assessments determined against RCE information furnished after 1 July 2024.