

NSW Resources Quarterly Performance Report

Quarter Two 2024

8 July 2024

Published by the Department of Primary Industries and Regional Development

Title: NSW Resources Quarterly Performance Report

Subtitle: Quarter Two 2024

First published: July 2024

Department reference number: RDOC24/88544

© State of New South Wales through DPIRD 2024. You may copy, distribute, display, download and otherwise freely deal with this publication for any purpose, provided that you attribute the Department of Primary Industries and Regional Development as the owner. However, you must obtain permission if you wish to charge others for access to the publication (other than at cost); include the publication in advertising or a product for sale; modify the publication; or republish the publication on a website. You may freely link to the publication on a departmental website.

Disclaimer: The information contained in this publication is based on knowledge and understanding at the time of writing ([July 2024]) and may not be accurate, current or complete. The State of New South Wales (including the DPIRD), the author and the publisher take no responsibility, and will accept no liability, for the accuracy, currency, reliability or correctness of any information included in the document (including material provided by third parties). Readers should make their own inquiries and rely on their own advice when making decisions related to material contained in this publication.

Table of Contents

<i>NSW Resources Quarterly Performance Report</i>	1
Quarter Two 2024.....	1
<i>Table of Contents</i>	3
<i>Executive Summary</i>	4
Quarterly wrap-up	4
Overview	4
Processing timeframes	4
<i>Quarter two 2024</i>	5
Performance overview.....	5
Historic performance trend	5
Itemised service delivery performance	6
<i>Average processing time by stage</i>	7
Mineral exploration licences	7
Coal exploration licences.....	7
Mineral mining leases	7
Coal mining leases	8
<i>Average end-to-end processing time by resource</i>	8
Exploration licences.....	8
Mining leases.....	8
<i>Current pending applications</i>	9
<i>Stop-the-clock status</i>	10

Executive Summary

Quarterly wrap-up

For Quarter 2 2024, NSW Resources completed 94% of its measured actions for the quarter within target timeframes (a total of 117 measured title actions completed within timeframes).

This result also means an overall completion rate of 94% of matters within timeframes over the 2023/24 financial year.

Aged dealings continue to be progressed alongside standard title determinations. At the date of publication, completions are at 614 of 662 dealings, or 93% of matters in the original backlog project.

Remaining ageing dealings largely continue to be matters awaiting finalisation actions by applicants (such as obtaining development consent or furnishing final surveys). NSW Resources continues to work with applicants and related stakeholders to finalise these, and will continue to report on completions each quarter.

As of 1 July 2024, Mining Exploration and Geoscience (MEG) is now known as NSW Resources within the now- Department of Primary Industries and Regional Development. NSW Resources' title assessment and determination functions are the same as those of then- MEG.

Overview

This report provides a summary of the performance for title assessments and application processing within the department for quarter 2 2024 (1 April 2024 to 30 June 2024).

NSW Resources' performance is reported against the Service Delivery Standards ('target dates,') which define target timeframes for the processing of applications under the Mining Act 1992.

Service Delivery Standards and 'target dates' are published by NSW Resources at:

meg.resourcesregulator.nsw.gov.au/mining-and-exploration/service-delivery-standards

Processing timeframes

Processing timeframes for title applications, renewals, transfers, part transfers and changes in control commence when a complete application, including payment of relevant application fees and all required supporting information, is received by NSW Resources. If an application is deficient, the applicant is notified and given 10 business days to submit all required supporting information. Processing timeframes for Stage 1 ends when the applicant is notified of the proposed decision for the application. Processing timeframes for Stage 2 ends when the applicant is notified of the final decision for the application.

Exception management (stop-the-clock) principles apply when circumstances beyond the control of NSW Resources' process prevent the valid assessment of an application. The exception management principles can be found at the link above.

Quarter two 2024

Performance overview

The following chart (Table 1) details the performance of decisions as measured against the target dates for the quarter. The 'target date' represents an end-to-end application process (application to final decision) that incorporates the title instrument being issued as the final step. Table 1 below shows how many applications for grant, renewal, transfer and part transfer were completed within the 'target date' within this quarter, by resource (mineral or coal), and by application type.

During this quarter:

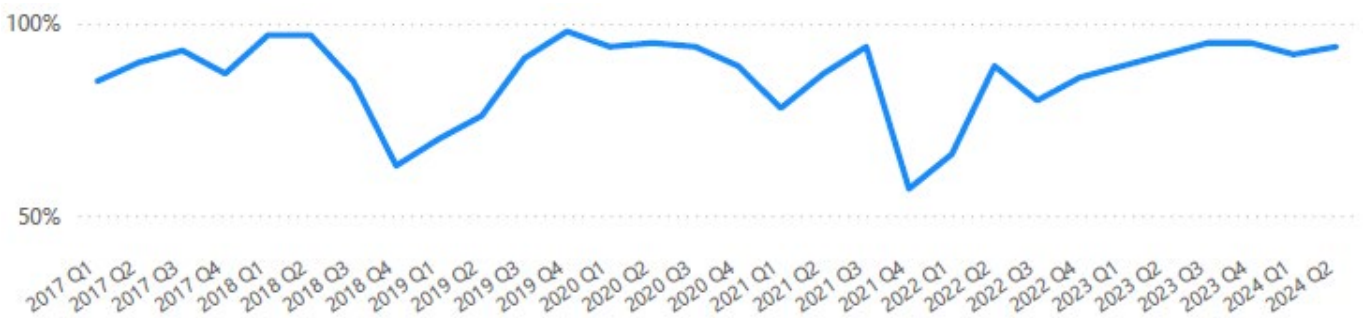
- 15 exploration licences were granted
- 55 exploration licences were renewed
- Two mining leases were granted
- 15 mining leases were renewed
- Six transfers were registered

Of these, 92 per cent met the target timeframe.

Historic performance trend

Figure 1 below shows the historic trend in the reported service delivery standard performance each quarter. Quarter 4 2021 saw the implementation of NSW Resources' new SDS. These SDS now report on end-to-end performance, rather than to proposed decisions, as well as the inclusion of transfer and part transfer applications in the performance report.

Figure 1 - Historic trend of service delivery standard performance (for all application types measured)



Itemised service delivery performance

Table 1 - Service performance for the quarter

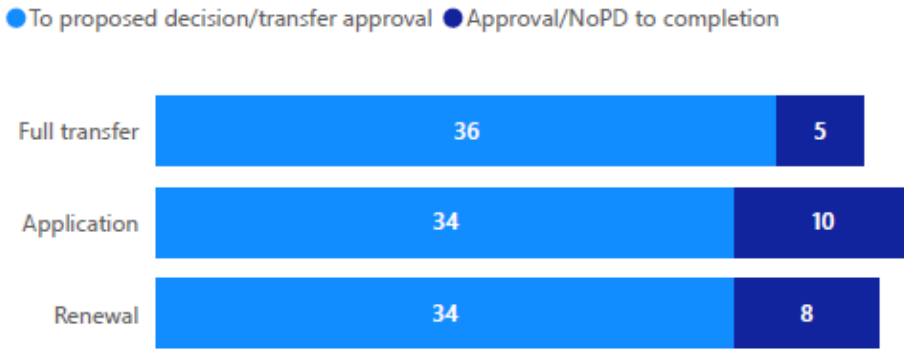
Application type	Total matters	Met target date	Missed target date	Service Performance %
Mineral				
Exploration licence applications	27	24	3	89%
Exploration licence renewals	71	68	3	96%
Assessment lease applications	0	0	0	N/A
Assessment lease renewals	0	0	0	N/A
Mining lease applications	2	1	1	50%
Mining lease renewals	6	6	0	100%
Coal				
Exploration licence applications	0	0	0	N/A
Exploration licence renewals	4	3	1	75.00%
Assessment lease applications	0	0	0	N/A
Assessment lease renewals	0	0	0	N/A
Mining lease applications	1	1	0	100.00%
Mining lease renewals	8	8	0	100.00%
Other				
Transfers	5	5	0	100%
Part transfers	1	1	0	100%
Total	125	117	8	94%

Average processing time by stage

Figures 2, 3 and 4 below display the average number of days taken to process the applications determined in the quarter, broken down by application category and application stage (from submission to notice of proposed decision, customer acceptance to final notice etc).

Mineral exploration licences

Figure 2 - Average processing days for mineral exploration titles by application stage



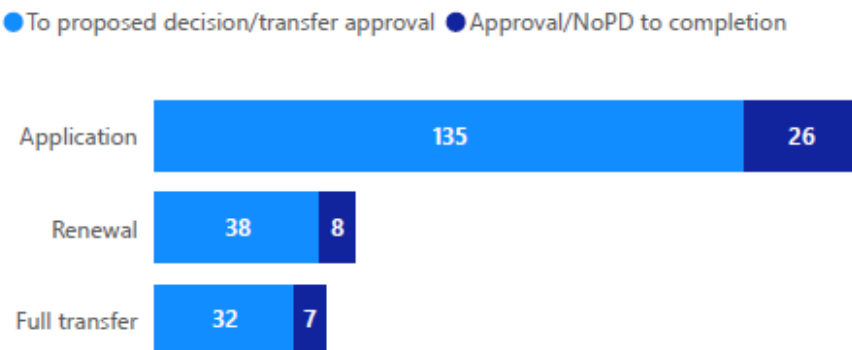
Coal exploration licences

Figure 3 - Average processing days for coal exploration titles by application stage



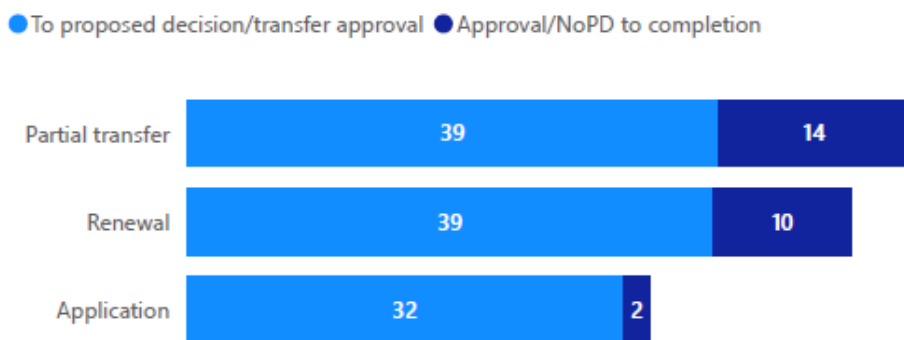
Mineral mining leases

Figure 4 - Average processing days for mineral mining titles by application stage



Coal mining leases

Figure 5 - Average processing days for coal mining titles by application stage



Average end-to-end processing time by resource

Figures 6 and 7 below display the average number of days taken processing the applications determined in the quarter, broken down by application category and resource type (coal, mineral and petroleum).

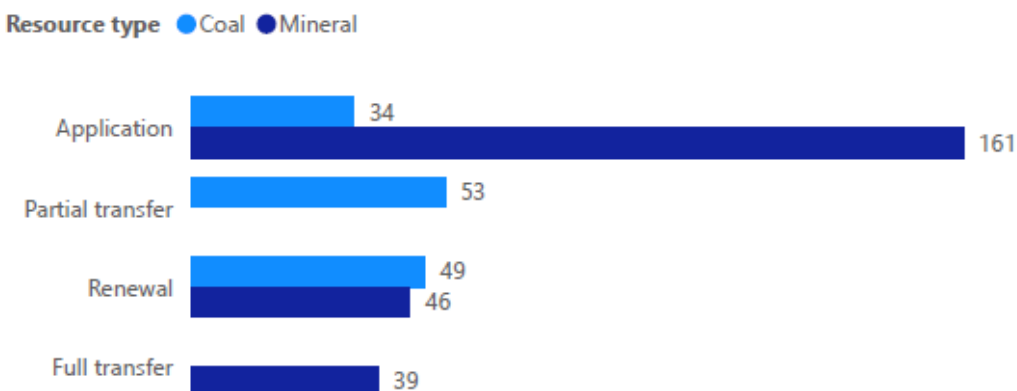
Exploration licences

Figure 6 - Average processing days for exploration titles by resource type



Mining leases

Figure 7 - Average processing days for mining titles by resource type



Current pending applications

Figures 8 and 9 below detail the number of pending applications for grant, renewal, transfer and part transfer under assessment with NSW Resources at the end of the quarter. Figure 8 itemises the applications by type and resource, and figure 9 details when these applications were received. Please note that these pending applications do not include applications received prior to 1 January 2020. These are reported on separately as aged dealings.

Figure 8 - Current pending applications by type and resource

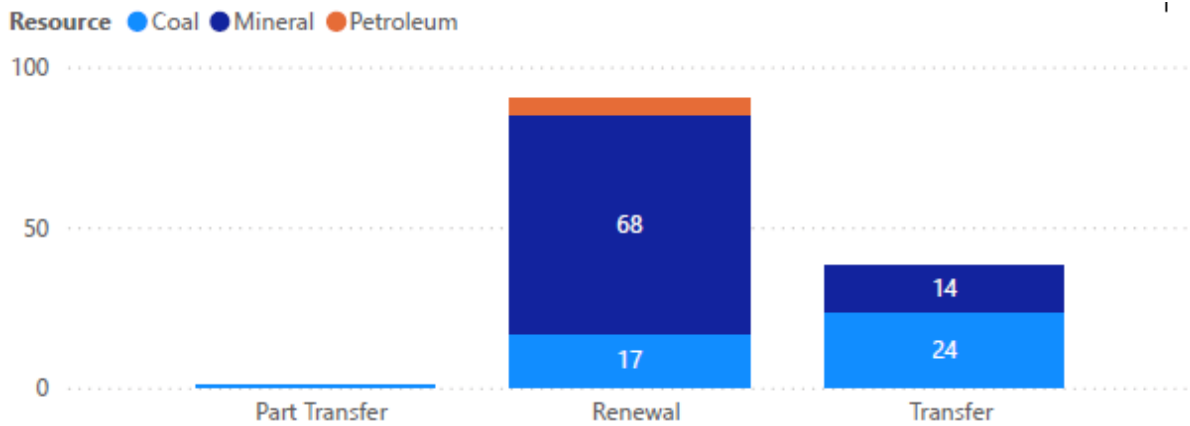
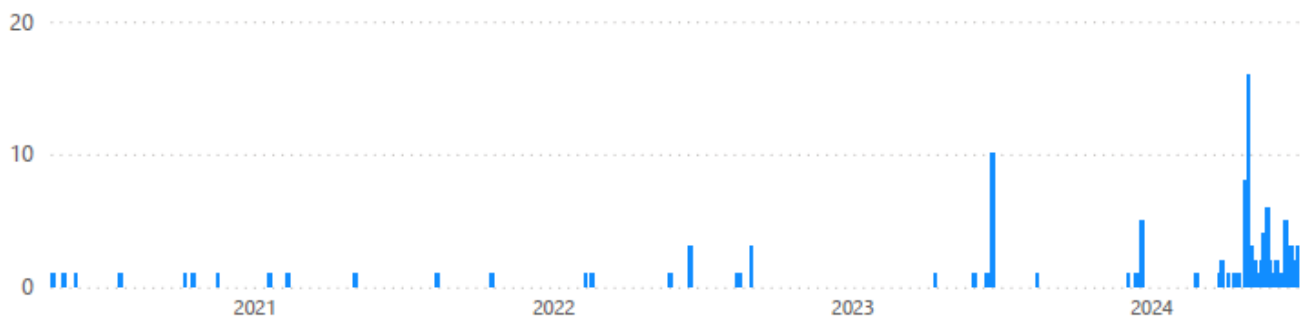


Figure 9 - Remaining pending applications by received date



Stop-the-clock status

Figure 10 below details the number of applications that currently have their processing clock stopped and identifies the reason for the stoppage.

Figure 10 - Current clock stoppages by category and application type

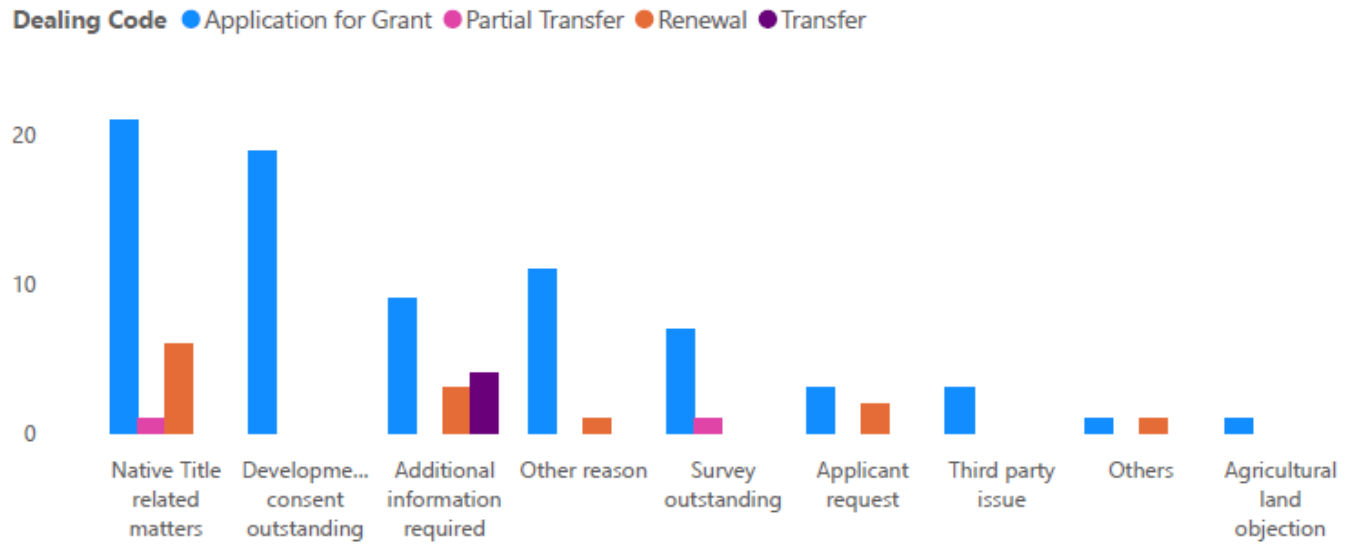
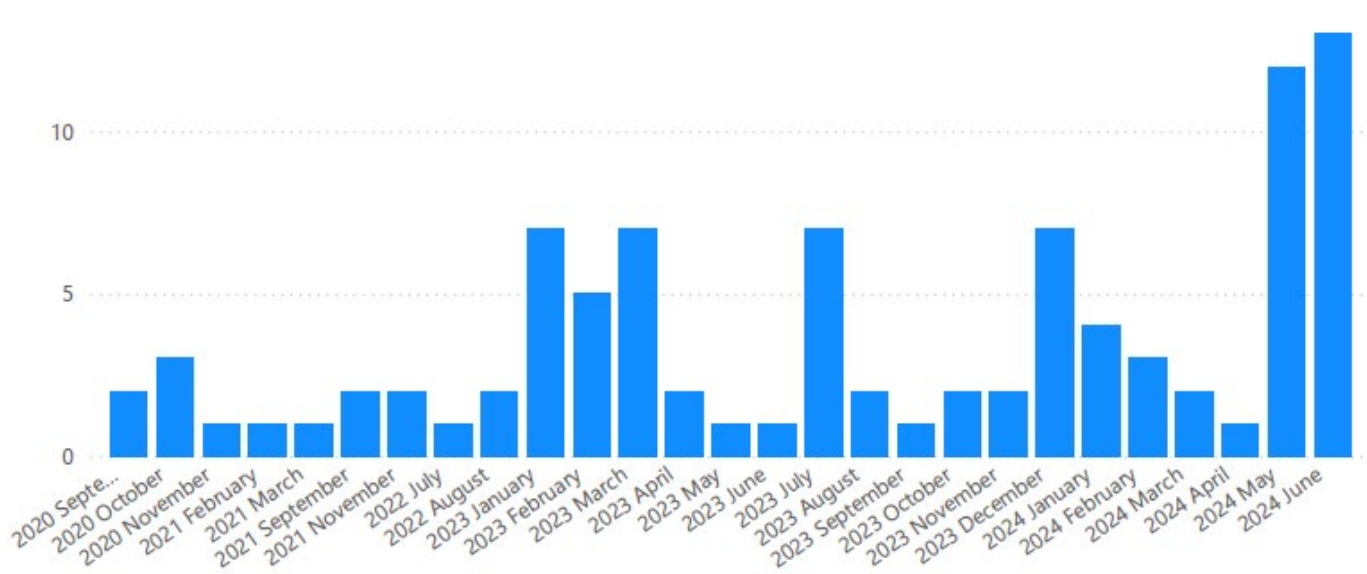


Figure 11 - Current clock stoppages by stoppage date



© State of New South Wales through DPIRD 2024. The information contained in this publication is based on knowledge and understanding at the time of writing July, 2024. However, because of advances in knowledge, users are reminded of the need to ensure that the information upon which they rely is up to date and to check the currency of the information with the appropriate officer of the DPIRD or the user's independent adviser.