



Trade &
Investment
Resources & Energy

Service Delivery Standards

QUARTERLY PERFORMANCE REPORT

22 DECEMBER 2014 TO 31 MARCH 2015



















Executive Summary

This report outlines the performance results for service delivery standards, implemented for the processing of applications under the *Mining Act 1992*.

This is the seventh report since the service delivery standards were introduced on 12 August 2013 and reports on the decisions made between 22 December 2014 (this is due to the Christmas shutdown period from 22 December 2014) to 31 March 2015.

The agreed targets and performance for this reporting period are:

Activity/Approval	Target	Performance*
Title applications – coal exploration licence grants:	90% within 85 business days	N/A
Title applications – mineral exploration licence grants:	90% within 45 business days	81% 
Title application – mineral & coal mining lease grants:	90% within 45 business days	N/A
Title applications – coal exploration licence renewals:	90% within 45 business days	71% 
Title applications – mineral exploration licence renewals:	90% within 45 business days	72% 
Title application – mineral & coal Mining lease renewals:	90% within 45 business days	29% 
Review of Environmental Factors (REF) approvals:	90% within 30 business days	63% 
Subsidence Management Plan (SMP) approvals:	90% within 90 business days	100% 
Surface Disturbance Notice approvals:	90% within 10 business days	85% 
Mining Operations Plan (MOP) approvals:	90% within 30 business days	82% 
Security deposit release:	90% within 10 business days	100% 
Security deposit reviews:	90% within 30 business days	40% 

* **Performance key:**  = compliant with target and up from previous quarter;  = compliant with target and the same as previous quarter;  = compliant with target and down from previous quarter;  = not compliant with target and up from previous quarter;  = not compliant with target and the same as previous quarter;  = not compliant with target and down from previous quarter.

While a number of targets have been successfully met, DRE is continuing to identify potential improvements to resolve these issues including:

- a review of processes and procedures to identify efficiencies and move to evidence based decision making
- improved reporting and monitoring systems
- the introduction of compliance and enforcement measures
- the processing and clearing of backlog work
- working towards the implementation of online applications

A number of factors affected the processing of SDNs, REFs and MOPs this quarter, including staffing and resource issues, the introduction of new systems, complexity of applications and completion of more site inspections. Risk analysis and prioritisation of SDNs, REFs and MOPs will occur and resource levelling workload versus resources will be presented to Executive for approval.

Work undertaken in relation to projects to review conditions of title, the process of accepting applications and the entire decision making process as well as the internal restructure of the Division of Resources & Energy continue to impact on processing timeframes.

The implementation of the reporting and monitoring systems will ensure the department can clearly identify problem areas and work quickly to prioritise and resolve them.

Information regarding the actual number of applications received in each reporting period is included at Appendix B.

Information regarding legacy work (dealings received prior to 1 January 2013) on hand is also provided at Appendix C.

The next report is due in July 2015.

Introduction

As part of the Government's Quality Regulatory Services Initiative, NSW Trade & Investment – Division of Resources & Energy (DRE) has implemented service delivery standards for the processing of applications under the *Mining Act 1992*.

Background

Regulatory processing delays represent one of the biggest areas of administrative burden for industry. The service delivery standards provide greater certainty and allow industry to manage operations and deadlines around the expected waiting times.

Processing of applications

In order to efficiently process and report on applications, a process has been implemented that includes 'stop the clock' provisions. In summary:

- The processing clock starts when a complete application, including all required supporting information is received.
- If an application is deficient, the applicant is notified immediately and given 10 business days (*Mining Regulation 2010* cl76(9)) to submit all required supporting information. If the required information is not received within this timeframe, the applicant is reminded of the need to provide the required information. If the information is not provided within 10 working days of the reminder being issued, action will be taken to refuse the application.
- Generally, the processing clock is only stopped where additional information is required from the applicant or in the event of an exception identified in *Appendix A*.
- Processing is complete when the applicant is notified of the result of the decision (this may be a proposed grant, proposed refusal, request for partial relinquishment prior to grant) or in the case of withdrawal, when the withdrawal of the application is finalised.

Work is continuing to ensure the consistent use of the 'stop the clock' provisions.

Reporting Period

The reporting period for this performance report is 22 December 2014 to 31 March 2015. This is the seventh report since the service delivery standards were introduced on 12 August 2013.

DRE is still in a transitional phase, with a backlog of applications that fall outside the scope of this performance report.

The service delivery standards reported here only cover a portion of the work completed by DRE. Other tasks include audits, inspections and enforcements.

Where a 'stop the clock' event occurs the processing time is calculated by deducting the number of days for which the clock has stopped, from the total time taken from when a finalised application has been received to when the applicant is notified of the proposed action to be taken (i.e. grant/renewal/refusal/other action as appropriate), or for coal exploration licence matters, when the submission to the Minister for approval to make an offer has been prepared.

While steps are being taken to automate this reporting, most of this information has to be compiled manually.

Detailed Results

The following report provides a snapshot of applications where a decision was made between 22 December 2014 and 31 March 2015.

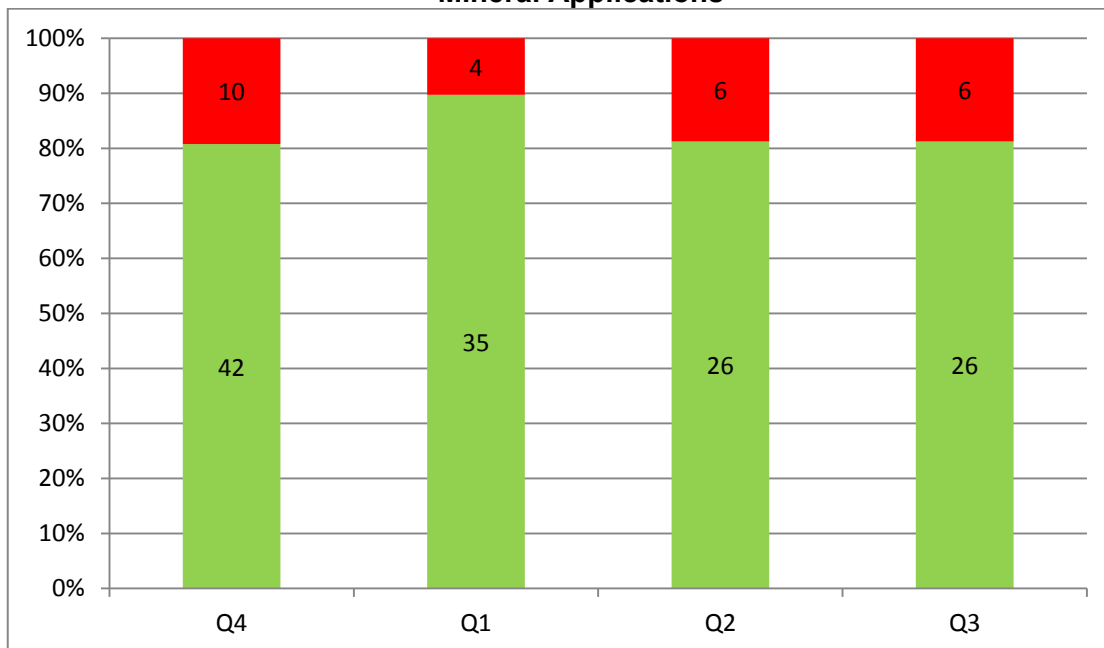
Mineral exploration licences

Title applications for minerals (defined as mineral groups 1-8, 10 and 11) include exploration licences, assessment leases and mining leases.

Mineral exploration licence applications

Target:	Number	90% within 45 business days
Decisions made	32	
Decisions made within target	26	81%
Decisions not made within target	6	19%

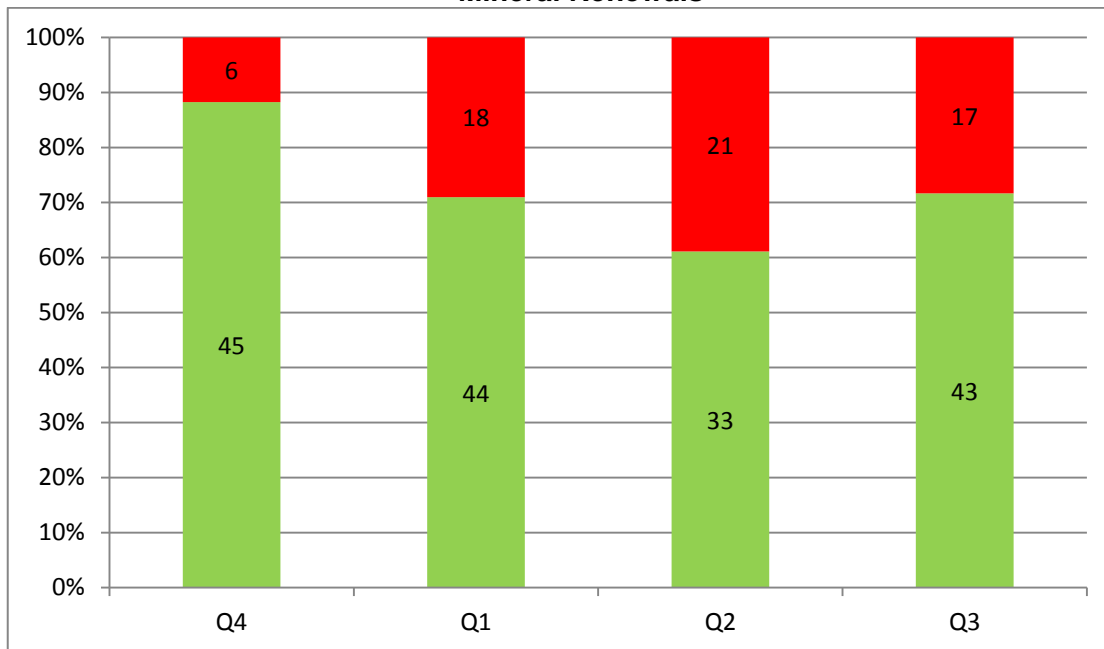
**Third Quarter 2014 – 2015
Mineral Applications**



Mineral exploration licence renewals

Target:	Number	90% within 45 business days
Decisions made	60	
Decisions made within target	43	72%
Decisions not made within target	17	28%

**Third Quarter 2014 – 2015
Mineral Renewals**



Coal

Compared to other minerals, additional processing time is required for coal exploration licence applications to allow for the public comment process and the applicant's right of reply to the public comment process. The processing for coal commences when a finalised application has been received and ends when the submission is initially prepared for Ministerial consideration.

Coal exploration licence applications

Target:	Number	90% within 85 business days
Decisions made	0	
Decisions made within target	N/A	N/A
Decisions not made within target	N/A	N/A

There were no submissions for coal ELAs prepared during this quarter.

Coal exploration licence renewals

Target:	Number	90% within 45 business days
Decisions made	17	
Decisions made within target	12	71%
Decisions not made within target	5	29%

Mining leases

Mineral and coal mining lease applications

Target:	Number	90% within 45 business days
Decisions made	0	
Decisions made within target	N/A	N/A
Decisions not made within target	N/A	N/A

There were no offers for MLAs prepared during this quarter.

Mineral and coal mining lease renewals

Target:	Number	90% within 45 business days
Decisions made	7	
Decisions made within target	2	29%
Decisions not made within target	5	71%

Mining lease renewal applications must be lodged at least 12 months and can be lodged up to five years prior to the due expiry date of the lease. Mining leases with pending renewals can continue in force in accordance with section 117 of the *Mining Act 1992*.

Questions have been raised as to whether renewing a current mining lease prior to the due expiry date shortens the current term of a mining lease. It is strongly recommended that the target for the processing of mining lease renewals be varied to offers being made prior to the due expiry date.

Assessment leases

Mineral and coal applications

Target:	Number	90% within 45 business days
Decisions made	0	
Decisions made within target	N/A	N/A
Decisions not made within target	N/A	N/A

Mineral and coal renewals

Target:	Number	90% within 45 business days
Decisions made	0	
Decisions made within target	N/A	N/A
Decisions not made within target	N/A	N/A

Exploration activity approvals

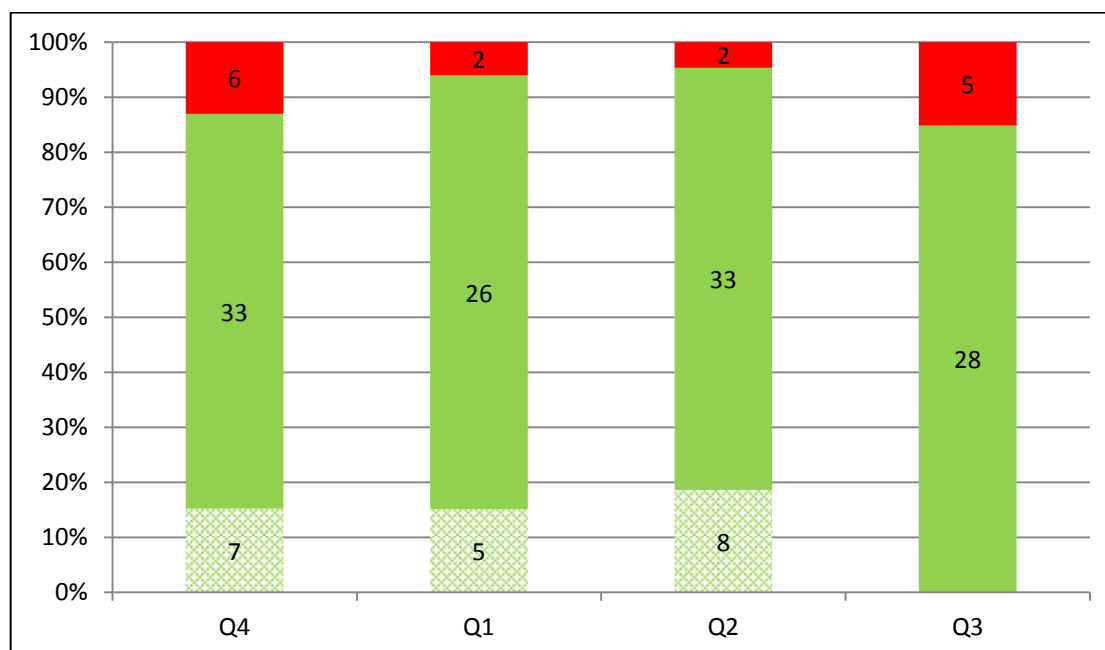
To allow time to collate data, the reporting period for exploration activity approvals runs to the 20th of each month.

Category 2 – Surface Disturbance Notices (SDN)

Target:	Number	90% within 10 business days
Applications being reported on (target timeframe concluded within reporting period):	33	
Applications rejected or withdrawn ¹	0	85%
Applications that met the target timeframe:	28	
Applications that did not meet the target timeframe:	5	15%

There were three 'stop the clock' events, which were related to non-compliance with *ESG10: Surface Disturbance for Exploration Activities*.

Third Quarter 2014 – 2015 Surface Disturbance Notices (SDNs)



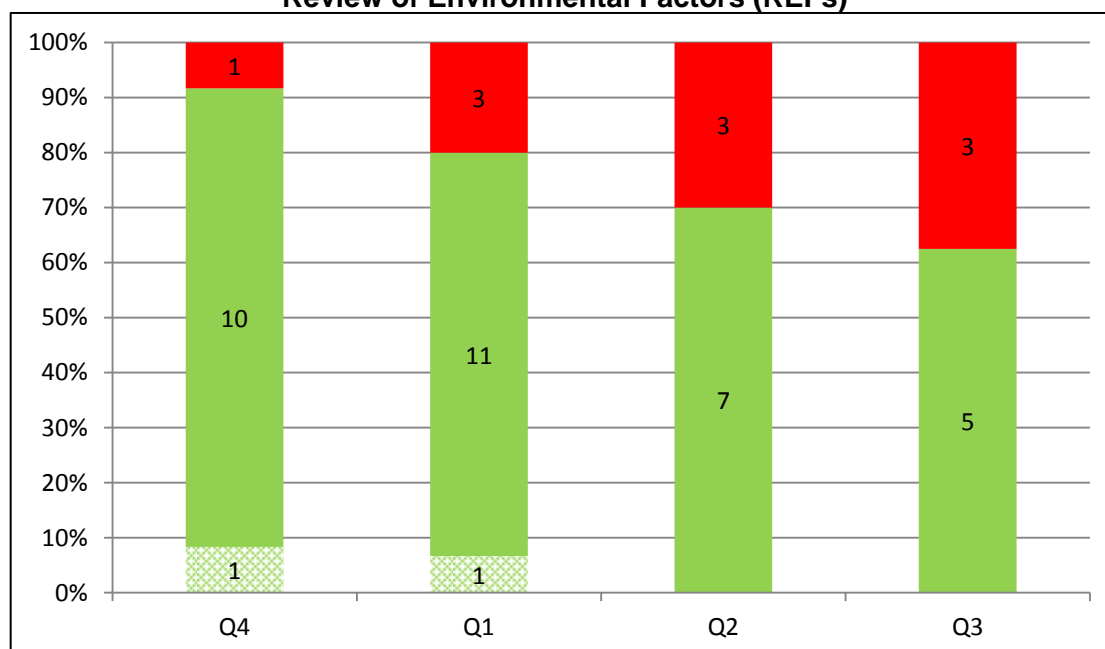
¹ Given the 'work effort' required to assess applications initially, applications rejected or withdrawn will be reported in this and future quarters and included in the 'applications that met the timeframe' target.

Category 3 – Review of Environmental Factors (REF)

Target:	Number	90% within 30 business days
Applications being reported on (target timeframe concluded within reporting period):	8	
Applications rejected or withdrawn ²	0	63%
Applications that met the target timeframe:	5	
Applications that did not meet the target timeframe:	3	37%

There were three reported ‘stop the clock’ events related to non-compliance with *ESG2: Environmental Impact Assessment Guidelines*, resulting in requests for additional information.

**Third Quarter 2014 – 2015
Review of Environmental Factors (REFs)**



² Given the ‘work effort’ required to assess applications initially, applications rejected or withdrawn will be reported in this and future quarters and included in the ‘applications that met the timeframe’ target.

Mining approvals

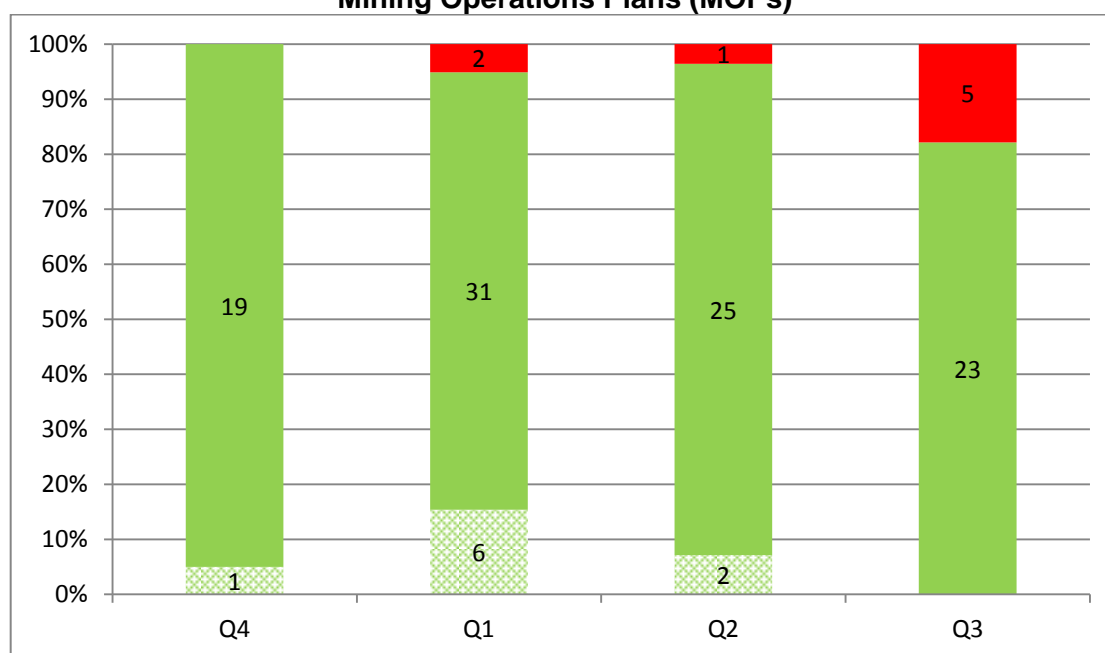
Mining Operations Plans (MOP)

Target:	Number	90% within 30 business days
Applications being reported on (target timeframe concluded within reporting period):	28	
Applications rejected or withdrawn ³	0	82%
Applications that met the target timeframe:	23	
Applications that did not meet the target timeframe:	5	18%

The MOP approval target timeframe of 96% within 30 business days was not met.

There were ten reported 'stop the clock' events related to non-compliance with *ESG2: Environmental Impact Assessment Guidelines*, resulting in requests for additional information.

**Third Quarter 2014 – 2015
Mining Operations Plans (MOPs)**

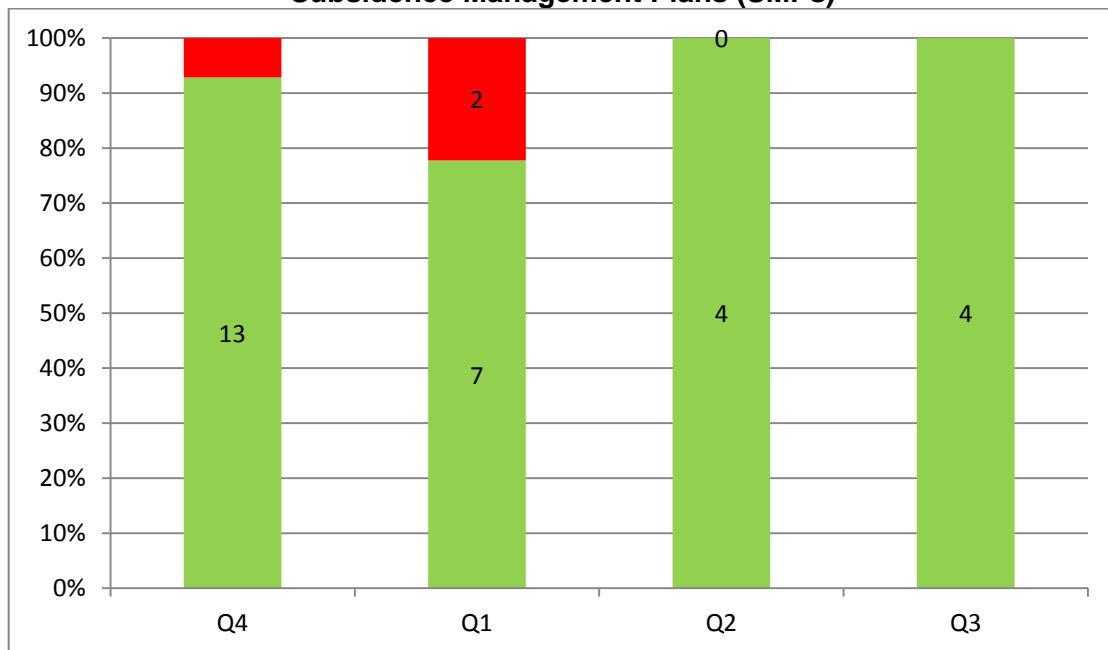


³ Given the 'work effort' required to assess applications initially, this will be reported in this and future quarters and included in the 'applications that met the timeframe' target.

Subsidence Management Plans (SMP)

Target:	Number	90% within 90 business days
Applications being reported on (target timeframe concluded within reporting period):	4	
Applications rejected or withdrawn	0	100%
Applications that met the target timeframe:	4	
Applications that did not meet the target timeframe:	0	0%

**Third Quarter 2014 – 2015
Subsidence Management Plans (SMPs)**



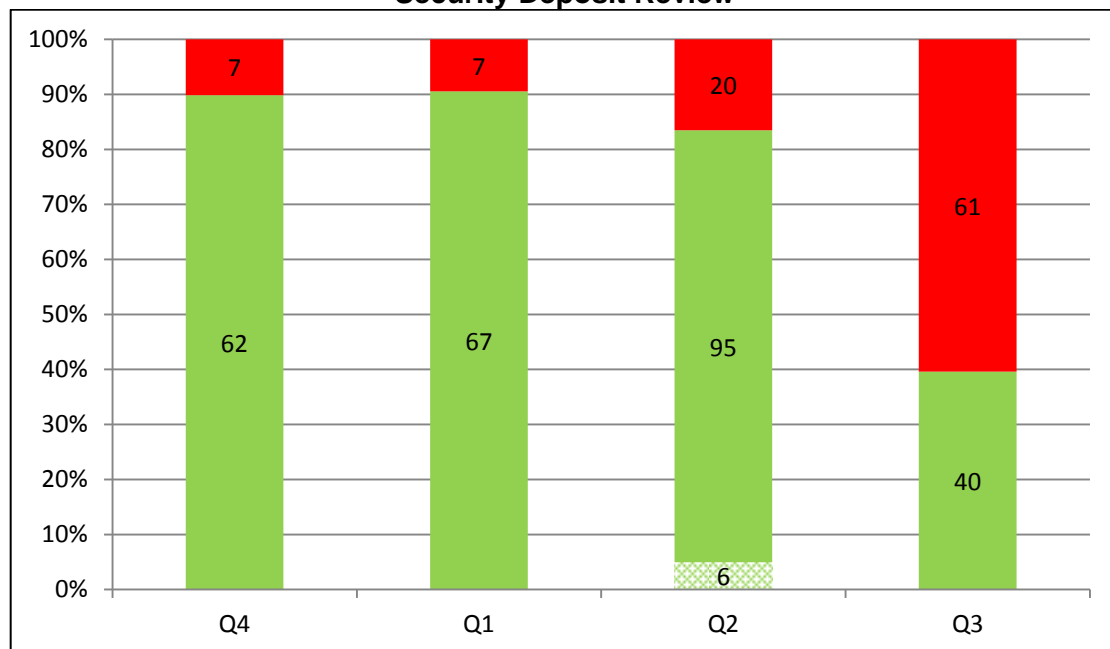
Security deposits

Security deposit review

Target:	Number	90% within 30 business days
Applications being reported on (target timeframe concluded within reporting period):	101	
Applications rejected or withdrawn	0	40%
Applications that met the target timeframe:	40	
Applications that did not meet the target timeframe:	61	60%

The security deposit review target timeframe of 83% within 30 business days was not met.

**Third Quarter 2014 – 2015
Security Deposit Review**



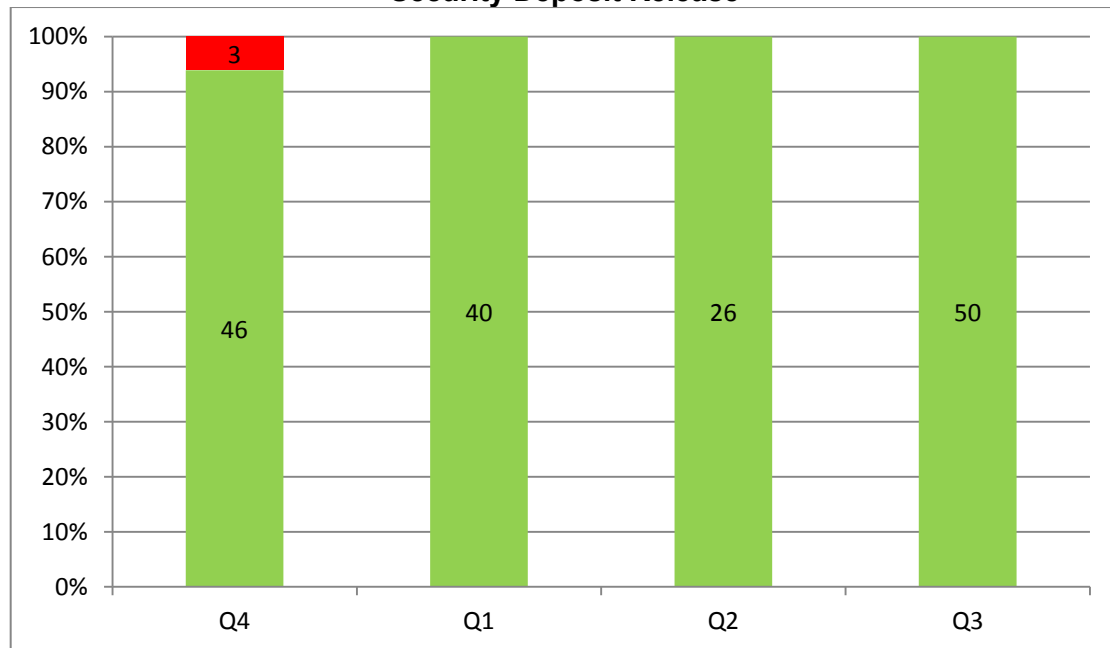
Security deposit release

The target timeframe for cash refunds is that requests will be made within 10 days following determination. The 90% target was met.

Please note that the processing of cash refunds is a function which is outside DRE control.

Target:	Number	90% within 10 business days
Refunds being reported on (target timeframe concluded within reporting period):	50	
Refunds that met the target timeframe:	50	100%
Refunds that did not meet the target timeframe:	0	0%

**Third Quarter 2014 – 2015
Security Deposit Release**



APPENDIX A

Exception management

Exception management ('stop the clock') processes are essential to meaningful reporting of our service delivery performance. They identify circumstances which are beyond the control of DRE.

DRE will endeavour to minimise the use of the exception management ('stop the clock') triggers set out below. Where practicable:

- DRE will continue processing applications while the clock is stopped.
- If multiple triggers occur, the triggers will be dealt with in parallel rather than sequentially.

Application type	Exception	Processing clock triggers		Legislation preferences
		Stop clock	Restart clock	
All types of applications	Applicant requests that application is put on hold.	Request received from applicant to stop processing.	Request received from applicant to restart processing.	N/A
	Development consent required prior to <i>Mining Act 1992</i> approval.	Notification to applicant that processing cannot proceed without development consent.	Copy of relevant consent supplied to DRE.	Section 65 <i>Mining Act 1992</i> Clause 7(1) <i>State Environmental Planning Policy (Mining, Petroleum Production and Extractive Industries) 2007</i>
	EPBC Act referral decision or approval required of direct relevance to application or title.	Notification to applicant that processing cannot proceed until referral decision or approval is made.	Copy of referral decision or approval supplied to DRE.	<i>Environment Protection and Biodiversity Conservation Act 2000</i>
	Relevant litigation underway in relation to application or title.	Notification to applicant that litigation precludes further processing.	DRE notified that litigation has been resolved.	N/A
	Significant unresolved issue with 3rd party of direct relevance to application or title.	Notification to applicant that issue with 3rd party precludes further processing.	DRE notified that issue with 3rd party has been resolved.	N/A
	Serious compliance issue of direct relevance to	Notification to applicant that compliance issue precludes	Compliance issue has been resolved.	To be dealt with in accordance with DRE compliance/enforcement policy and procedures

	application or title.	further processing.		
	Deficiency in application which may otherwise result in application being refused. ¹	Notification to applicant of deficiency.	Requested information supplied to DRE or applicant does not supply information within requested timeframe.	Administrative law principles relating to the exercise of discretionary powers and procedural fairness
Title applications – grant or renewal	Right to negotiate process.	Commencement of right to negotiate process at request of applicant.	Completion of right to negotiate process	<i>Native Title Act 1993</i>
	Significant improvement determination (mining leases only).	Receipt of objection.	Determination of objection	Section 62(6A) <i>Mining Act 1992</i>
	Agricultural land determination (mining leases only).	Receipt of objection.	Determination of objection	Section 179 <i>Mining Act 1992</i>
	Survey outstanding (mining leases only).	Notification to applicant that survey required before processing can proceed.	Survey compliant with requirements supplied to DRE	Section 66 <i>Mining Act 1992</i>
Exploration activity approvals – Category 2 SDN Category 3 REF Mining approvals – Mining Operations Plan (MOP) Subsidence Management Plan (SMP)	<i>Mining Act 1992</i> authorisation (title) required prior to activity approval.	Notification to applicant	Authorisation (title) granted	Sections 5 and 6 <i>Mining Act 1992</i>
Exploration activity approvals – Category 3 REF	Consent required from the Minister for the Environment for exploration in State Conservation Areas.	Notification to applicant	Copy of consent supplied to DRE	Section 47J(7) <i>National Parks and Wildlife Act 1974</i>
Other reasons at Departments discretion				

APPENDIX B

Number of applications received in each reporting period to date

Applications and renewals received since 1 July 2013

RESOURCE	PERIOD 1	PERIOD 2	PERIOD 3	PERIOD 4	PERIOD 5	PERIOD 6	PERIOD 7
	1 Jul to 30 Sep 2013	1 Oct to 31 Dec 2013	1 Jan to 31 Mar 2014	1 Apr to 30 Jun 2014	1 Jul to 30 Sep 2014	1 Oct to 31 Dec 2014	1 Jan to 31 March 2015
COAL							
Exploration Licence Applications	0	2	1	0	0	1	1
Assessment Lease Applications	0	1	1	0	0	0	0
Mining Lease Applications	4	5	4	6	3	0	4
TOTAL	4	8	6	6	3	1	5
Exploration Licence Renewals	6	0	0	18	15	13	10
Assessment Lease Renewals	1	5	4	0	1	1	0
Mining Lease Renewals	8	3	2	1	12	2	1
TOTAL	15	8	6	19	28	16	11
MINERALS							
Exploration Licence Applications	48	65	51	51	32	40	35
Assessment Lease Applications	0	0	0	0	0	0	0
Mining Lease Applications	1	2	0	5	1	1	2
TOTAL	49	67	51	56	33	41	37
Exploration Licence Renewals	62	72	71	68	44	64	49
Assessment Lease Renewals	0	0	0	0	0	0	0
Mining Lease Renewals	8	13	3	1	6	50	4
TOTAL	70	85	74	69	50	114	53
GRAND TOTAL	138	168	137	150	114	172	106

APPENDIX C

Legacy work on hand (dealings received prior to 1 January 2013)

PRE 2013 (legacy) Work on hand – MINERALS as at 2 April 2015

MINERALS	Total as at 1 July 2013	Total as at 2 April 2015	Legacy Dealings processed 1 July 2013 to 2 April 2015	% reduction in legacy work
MINERALS				
TOTAL	1063	448	615	57.8%
DTA (Dead Title Action)	509	296	213	41.8%
REN (Renewals)	343	118	225	65.6%

PRE 2013 (legacy) Work on hand – COAL as at 2 April 2015

COAL	Total as at 1 July 2013	Total as at 2 April 2015	Legacy Dealings processed 1 July 2013 to 2 April 2015	% reduction in legacy work
COAL				
TOTAL	208	56	152	73.1%
DTA (Dead Title Action)	14	13	1	7.1%
REN (Renewals)	119	26	93	78.6%

This information is a summary only, showing the total number of dealings on hand and processed plus the actual numbers of renewals and dead title actions on hand and processed.

There has been a significant reduction in the number of pending renewals over the last 12 months.